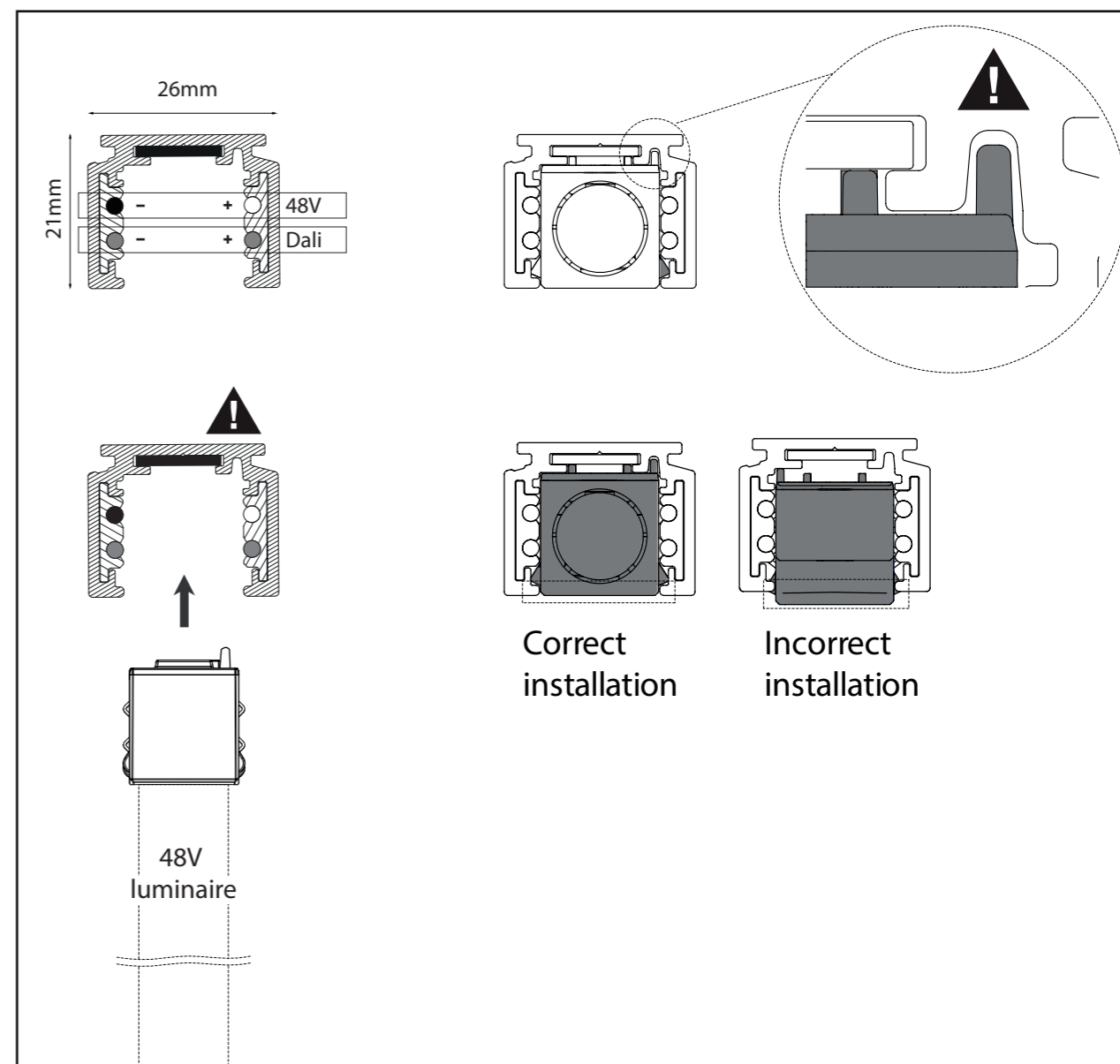
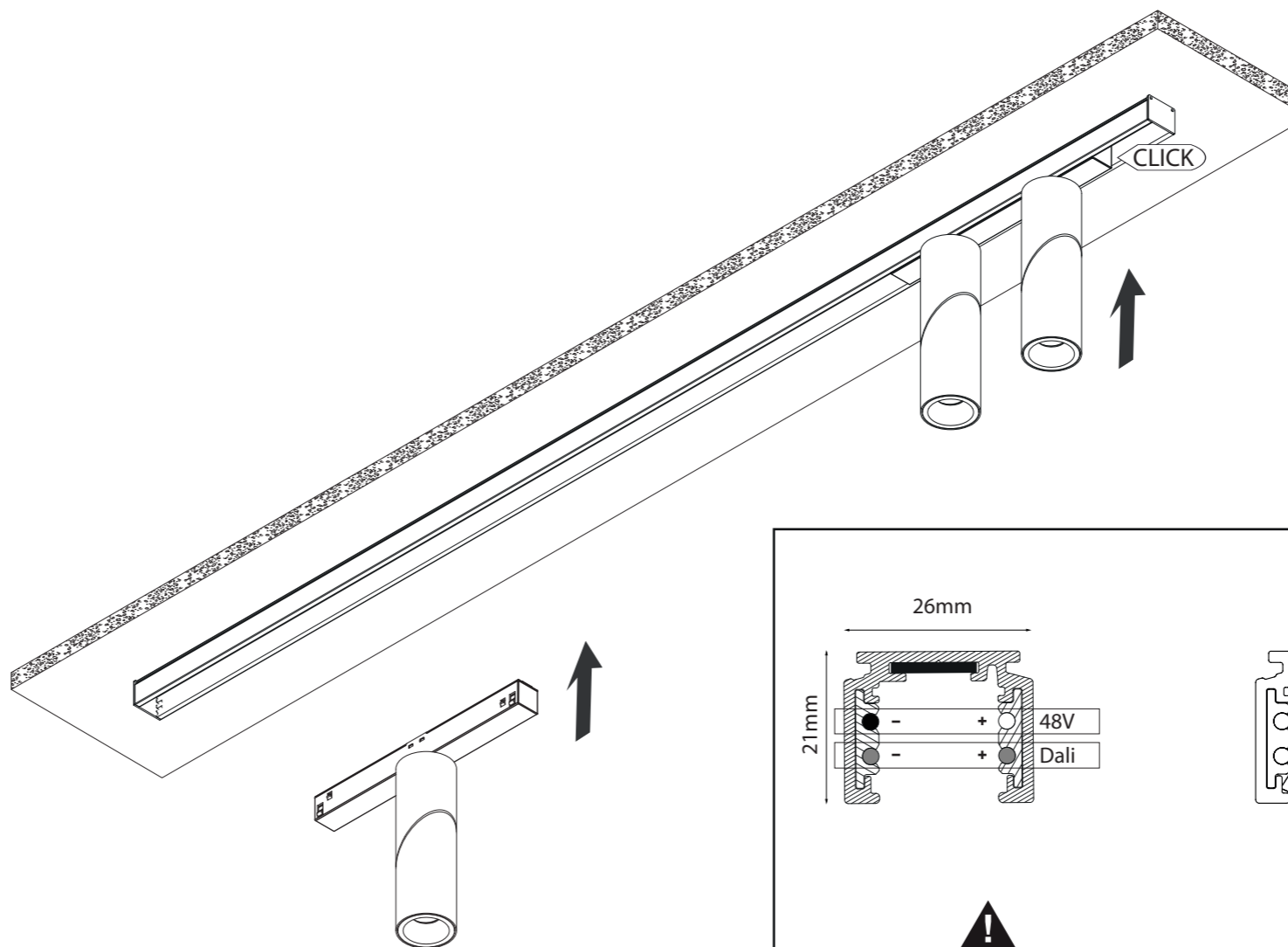


name MICROSCOOP TRACK 48V

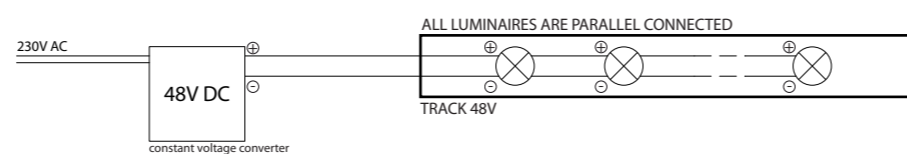
INSTALLATION

ref

407326	MICROSCOOP TRACK 48V SINGLE	TEXTURED BLACK	2700K
407336	MICROSCOOP TRACK 48V SINGLE	TEXTURED BLACK	3000K
407347	MICROSCOOP TRACK 48V SINGLE	TEXTURED WHITE	2700K
407357	MICROSCOOP TRACK 48V SINGLE	TEXTURED WHITE	3000K
407396	MICROSCOOP TRACK 48V SINGLE	BLACK + GOLD	2700K
407386	MICROSCOOP TRACK 48V SINGLE	BLACK + GOLD	3000K
407391	MICROSCOOP TRACK 48V SINGLE	TEXTURED WHITE + TEXTURED BLACK	2700K
407381	MICROSCOOP TRACK 48V SINGLE	TEXTURED WHITE + TEXTURED BLACK	3000K
407324	MICROSCOOP TRACK 48V DOUBLE	TEXTURED BLACK	2700K
407334	MICROSCOOP TRACK 48V DOUBLE	TEXTURED BLACK	3000K
407345	MICROSCOOP TRACK 48V DOUBLE	TEXTURED WHITE	2700K
407355	MICROSCOOP TRACK 48V DOUBLE	TEXTURED WHITE	3000K
407394	MICROSCOOP TRACK 48V DOUBLE	BLACK + GOLD	2700K
407384	MICROSCOOP TRACK 48V DOUBLE	BLACK + GOLD	3000K
407389	MICROSCOOP TRACK 48V DOUBLE	TEXTURED WHITE + TEXTURED BLACK	2700K
407379	MICROSCOOP TRACK 48V DOUBLE	TEXTURED WHITE + TEXTURED BLACK	3000K
407325	MICROSCOOP TRACK 48V SINGLE DALI DIMM	TEXTURED BLACK	2700K
407335	MICROSCOOP TRACK 48V SINGLE DALI DIMM	TEXTURED BLACK	3000K
407346	MICROSCOOP TRACK 48V SINGLE DALI DIMM	TEXTURED WHITE	2700K
407356	MICROSCOOP TRACK 48V SINGLE DALI DIMM	TEXTURED WHITE	3000K
407395	MICROSCOOP TRACK 48V SINGLE DALI DIMM	BLACK + GOLD	2700K
407385	MICROSCOOP TRACK 48V SINGLE DALI DIMM	BLACK + GOLD	3000K
407390	MICROSCOOP TRACK 48V SINGLE DALI DIMM	TEXTURED WHITE + TEXTURED BLACK	2700K
407380	MICROSCOOP TRACK 48V SINGLE DALI DIMM	TEXTURED WHITE + TEXTURED BLACK	3000K
407323	MICROSCOOP TRACK 48V DOUBLE DALI DIMM	TEXTURED BLACK	2700K
407333	MICROSCOOP TRACK 48V DOUBLE DALI DIMM	TEXTURED BLACK	3000K
407344	MICROSCOOP TRACK 48V DOUBLE DALI DIMM	TEXTURED WHITE	2700K
407354	MICROSCOOP TRACK 48V DOUBLE DALI DIMM	TEXTURED WHITE	3000K
407393	MICROSCOOP TRACK 48V DOUBLE DALI DIMM	BLACK + GOLD	2700K
407383	MICROSCOOP TRACK 48V DOUBLE DALI DIMM	BLACK + GOLD	3000K
407388	MICROSCOOP TRACK 48V DOUBLE DALI DIMM	TEXTURED WHITE + TEXTURED BLACK	2700K
407378	MICROSCOOP TRACK 48V DOUBLE DALI DIMM	TEXTURED WHITE + TEXTURED BLACK	3000K



! ALWAYS DISCONNECT MAINS POWER SUPPLY FROM CONVERTER BEFORE SWITCHING "ON" LED LUMINAIRES TO PREVENT HOT PLUGGING ISSUES



4.8V		
safe distance to object	- 0,1m -	
lamp / (lum.flux) / (colortemp)	Luxeon M 400lm / 429lm	2x 400lm / 2x 429lm
fitting	None	
power	3,82W	2x 3,82W
voltage	48V DC	
symbol		
gear	Converter incorporated	
ip/class	IP20	
application	Ceiling mounted	
orientability	359° Rotating, 359° Tilting	
dimmability	Not dimm or DALI dimmable	
weight	0.3	0.4
beamangle	36°	
CRI	80	
SDCM	3	

! FOR COMPATIBLE CONVERTERS SEE LEDCONVERTER MATRIX

INSTALLATIE- EN ONDERHOUDSRICHTLIJNEN m.b.t. FABRIEKSGARANTIE.
1. DE VERBINDINGEN EN HET UITTESTEN VAN DEZE TOESTELLEN DIENEN ALTIJD TE GEBEUREN DOOR EEN ERKENDE ELECTRO-INSTALLATEUR.
2. DEZE VERLICHTINGSTOESTELLEN MOETEN GE'INSTALLEERD, VERBONDEN EN GETEST WORDEN VOLGENS DE NATIONAAL GELDENDE REGLEMENTEN OP DE ELECTRISCHE INSTALLATIES (BELGIE?, A.R.E.I., DUITSLAND: DIN VDE 0100 TEIL 559 A2, ...; DEZE OPSOMMING IS LOUWER INFORMATIEF)
3. DE TECHNISCHE BIJSLUITER MOET GEZIEN WORDEN ALS ONDERDEEL VAN DE ALGEMENE VERKOOPVOORWAARDEN VAN TAL N.V.
4. DE ELECTRO-INSTALLATEUR IS VERANTWOORDELIJK VOOR HET GEBRUIKEN VAN VOORSCHAKELAPPARATUUR DIE VOLDOET AAN DE GELDENDE CE EN EMC NORMEN.
5. VERVANG DE LAMP (-EN) ALTIJD MET DE GROOTSTE ZORG, ZE IS (ZIJN) UITERST BREEKBAAR.
6. OPGEPAST: PLAATS NOOIT DE LAMP MET BLOTE HANDEN, GEBRUIK ALTIJD EEN DOEK!

INSTRUCTIONS D'INSTALLATION ET D'ENTRETIEN A RESPECTER VIS-A-VIS DE LA GARANTIE.
1. LE PLACEMENT, LE RACCORDEMENT ET L'ESSAI DE CET APPAREIL DOIVENT TOUJOURS ENTRE EFFECTUES PAR UN INSTALLATEUR ELECTRICIEN AGRE.
2. LES LUMINAIRES DOIVENT ENTRE INSTALLEZ, BRANCHES ET TESTES SUIVANT LE REGLEMENT NATIONAL SUR LES INSTALLATIONS ELECTRIQUES EN VIGUEUR. (BELGIQUE; A.R.E.I., ALLEMAGNE: DIN VDE 0100 TEIL 559 A2, ...; CETTE ENUMERATION EST INDICATIVE)
3. CE MANUEL D'INSTALLATION TECHNIQUE REPRESENTE UNE PARTIE DES CONDITIONS GENERALES DE VENDE DE TAL N.V.
4. L'ELECTRO-INSTALLATEUR EST RESPONSABLE POUR L'USAGE DE BALLASTS, TRANSFO'S...CONFORMES AUX NORMES CE ET EMC EN VIGUEUR.
5. REMPLACEZ TOUJOURS L'AMPOULE (LES AMPOULES) AVEC PRUDENCE; ELLE(-S) EST (SONT) TRES FRAGILE (-S).
6. ATTENTION: NE JAMAIS REMPLACER L'AMPOULE AUX MAINS NUES, UTILISEZ TOUJOURS UN CHIFFON!

INSTALLATION AND MAINTENANCE INSTRUCTIONS IN VIEW OF THE MANUFACTURER'S GUARANTEE.
1. THE CONNECTION AND TESTING OF THE DEVICES SHOULD ALWAYS BE PERFORMED BY A RECOGNIZED ELECTRICIAN.
2. THESE LIGHTING DEVICES NEED TO BE INSTALLED, CONNECTED AND TESTED FOLLOWING THE OFFICIAL NATIONAL INSTRUCTION GUIDE FOR ELECTRICAL INSTALLATIONS (BELGIUM, A.R.E.I., GERMANY: DIN VDE 0100 TEIL 559 A2, ...; THIS ENUMERATION IS JUST AN INDICATION)
3. THIS TECHNICAL ENCLOSURE NEEDS TO BE ADDED TO THE GENERAL SALES CONDITION OF THE TAL N.V.
4. THE ELECTRO TECHNICIAN IS RESPONSABLE TO USE BALLASTS, TRANSFORMERS...WHICH MEET THE VALID CE AND EMC RULES.
5. ALWAYS REPLACE THE LAMP (-S) WITH UTMOST CAUTIONSNESS, THE LAMP (-S) IS (ARE) VERY FRAGILE.
6. ATTENTION: NEVER REPLACE THE LAMP WITH BARE HANDS, ALWAYS USE A CLOTH!

MONTAGE- UN UNTERHALT INSTRUCTIONEN ZU BEACHTEN MIT BEZUG AUF DER GARANTIE.
1. DIE MONTAGE, DER ANSCHLUSS UND DAS AUSTESTEN DER LEUCHTEN SOLL IMMER VON EINEM ZUSTAENDIGEN ELECTRO-INSTALLATEUR AUSGEFUHRT WERDEN.
2. DIESE LEUCHTEN MUSSEN INSTALLIERT, ANGESCHLOSSEN UND GETESTET WERDEN NACH DER ALLGEMEINEN NATIONALEN REGLEMENTATION UBER DIE ELEKTRISCHE INSTALLATIONEN (BELGIEN, A.R.E.I., DEUTSCHLAND: DIN VDE 0100 TEIL 559 A2, ...; DIESE AUFSTELLUNG GESCHICHT DURCH EXEMPLATIVEN TITEL UND KANN NICHT ALS LIMITATIV ODER EXHAUTIV BETRACHTET WERDEN).
3. DIESE TECHNISCHE GEBRAUCHSANWEISUNG GEHRT ZU DEN ALLGEMEINEN VERKAUFSDINGUNGEN VON TAL N.V.
4. DER ELEKTRO-INSTALLATEUR IST VERANTWORTLICH FUR DAS VERWENDEN VON CE UND EMC GEPRUFTE VORSCHALTGERAETE.
5. DIE LAMPE(-N) SOLL(-EN) IMMER SERH VORSICHTIG ERSAETZT WERDEN.
6. VORSICHT: MAN DARF NIE DIE LAMPE MIT DEN NACKTEN HAENDEN BERUHREN, MAN SOLL IMMER EINEN TUCH BENUTZEN!